

Moving Head




MH240-LED Wash

Spec Sheet




- + Hybrid Functions
- + Bright and Colourful
- + Best value for money



www.light-inc.eu

MH240-LED Wash



The all-rounder from Light-Inc.


A powerful 200W LED provides an impressive output. Thanks to its super fast iris and zoom it's able to create effects from beam to spot.

Specifications

Light Sources	6x40W RGBW LED With flower effect optics	Beam Angle	3.5°-45°
Pan/Tilt	540°/ 270°	Pan/Tilt Resolution	8/16 bit
Channel Control Modes	DMX512/master-Slave/ Auto Run/Music/RDM	Construction Display	180°reversible LCD color- ful display data
Power Consumption	220W	Control DMX Channel	21/24/32/56
Power Voltage	AC 100-240V, 50/60Hz	In/Out socket	3-pin XLR sockets
Power Socket	Powercon in/out	Dimensions	258mm×178mm×334mm
Protection Rating	IP20	Net Weight	5.6 Kgs

Features

Motorized liner zoom system, zoom range: 3.5°~45°	Pixels control: Outstanding color macro effect
Dimmer: 0~100% smooth dimming	Variable strobe effects
Fast, quiet operation and flicker free	



www.light-inc.eu