



# **POWER-BAR**

---

## MANUAL



MULTI-PURPOSE POWER BAR



INTEGRATED  
DMX BOOSTER













EASY TO USE



## THANK YOU FOR PURCHASING OUR PRODUCTS

Every unit has been thoroughly tested and has been shipped in perfect operating condition. Carefully check the outer and inner packaging for damage that may have occurred during shipping. If the carton appears to be damaged, carefully inspect your fixture for any damage and be sure all accessories necessary to operate the unit have arrived intact. In case damage has been found or parts are missing, please contact the distributor or your dealer for further instructions. Do not return this unit to your dealer without first contacting them.

### 1. SAFETY INFORMATION

	Before operating this unit, please carefully read this manual and keep for usage in the future. It is necessary to respect the following rules.
	Disposal of the device after its life cycle can damage the environment. Take it to a recycling company or return it to the authorized dealer.
	The products referred to in this manual conform to the guidelines of the European Community and are therefore marked with the CE logo.
	Keep this device away from children and unauthorized users. The dealer is not liable for damage as a result of ignoring the information in this manual and incorrect operation.
	Before operating this unit, please make sure the housing is in good condition and ensure pan and tilt can rotate in full range.
	The device can only function with 100-240v voltage, 50 / 60Hz power. Do not connect to any other power supply. Disconnect the device from the power supply before opening it or before maintenance.
	Do not place or install the device on a surface that is exposed to vibration or any movement.
	Safety I class device must be earthed.
	Please note that damage caused by manual changes to the device is not covered by the warranty.
	If possible, recycle all packaging material.

This manual contains important information. Please read before operating fixture.

## 2. SPECIFICATIONS

- **Slide Profile:** A method to hang or suspend the equipment using a clamp.
- **Pole Mount:** An alternative method for supporting the equipment using a tripod.
- **Input Voltage Range:** 100-240V~, 50/60Hz.
- **Signal Output:** Three-pin DMX input, 5 three-pin DMX outputs (optional 5-pin).
- **Product Size:** 1207x87.6x76mm.
- **Product Weight:** 4kg.
- **Max load:** Hanging 50kg / Standing 25kg.
- **Max load per clamp:** 12.5 kg.

## 3. FEATURES

- **Built-in 4-channel active DMX splitter:** Prevents uncontrolled impact on lighting due to signal attenuation.
- **Slide Profile:** Located at the upper part of the frame.
- **Powercon in/out.**
- **4 European schuko sockets**

## 4. TECHNICAL SUPPORT

Light-inc offers continuous technical support to customers.

---

ALL SPECIFICATIONS ARE SUBJECT TO CHANGE WITHOUT NOTICE

BSL B.V.  
SPAARPOT 19 | 5667 KV GELDROP | THE NETHERLANDS | +31 (0)40 750 24 95

[WWW.BSL-LIGHTING.COM](http://WWW.BSL-LIGHTING.COM) | [WWW.LIGHT-INC.EU](http://WWW.LIGHT-INC.EU)

